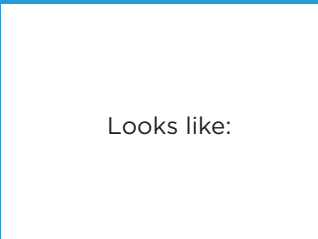


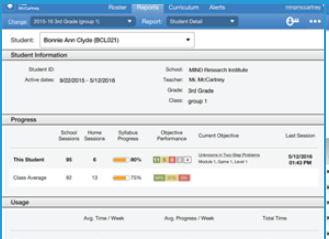

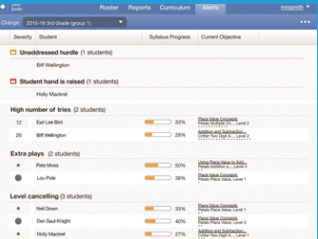








ST Math Reports Screens - Where can you find it?

	PREK-6	PROGRESS	USAGE	STUDENT DETAIL	STANDARDS	ALERTS TAB
Looks like:						
Look here first for:	Class progress Objective performance Alert bubbles Logins Current objective	Total progress and progress per week Total time per week Total logins Progress	Personalized performance by domain and objective Pre- and post-quiz scores (gr 2+)	Performance by domain and objective Pre- and post-quiz scores (gr 2+) Access to Test Drive	Students who may be struggling	
What can I use it for?	Help identify areas where students may be struggling.	Ensure you are meeting your minutes goals and no students are falling behind.	Print out for parent-teacher conferences or student portfolios. Graphs show student progress by objective. <i>Note: Requires several weeks to accumulate meaningful data.</i>	Identify potential areas for further class review. <i>Note: Requires several weeks to accumulate meaningful data.</i>	To prioritize which students need help with their ST Math sessions.	
sort	yes	yes	yes	yes	no	
print	yes	yes	yes	yes	yes	
download	yes	yes	yes	no	no	
click on:	Student name to open Student Detail Report; Alerts bubbles to open Alerts tab	Student name to open Student Detail Report	Student name to expand domains and view objectives; Test Drive to open an objective in Test Drive	Student name to expand domains and view objectives; Test Drive to open an objective in Test Drive	Alerts Tab to view; Student name to open Student Detail Report	
How often should I take a look?	Before each ST Math session	Monthly	When needed	Every 2-3 weeks	Weekly	

MSS/HSI	PROGRESS	USAGE	STUDENT DETAIL	STANDARDS	ALERTS TAB	ALERTS TAB
Looks like:						
Look here first for:	Class Path and Personalized Intervention Progress Alert bubbles	Total progress and progress per week on both paths. Total time per week	Personalized Intervention performance by domain and objective	Performance by domain and objective for Class Path	Detailed information on student progress in the intervention content on the Personalized Path	Students who may be struggling
Other Uses:	Logins Class progress Current objective	Total logins Progress on Class and Personalized paths	Pre- and post-quiz scores	Pre- and post-quiz scores Access to Test Drive	Number of intervention objectives assigned / completed Pre- and post-test scores Pre- and post-quiz scores Skipped topic clusters/objectives	To prioritize which students need help with their ST Math sessions
sort	yes	yes	yes	yes	no	no
print	yes	yes	yes	yes	yes & batch printing	yes
download	yes	yes	yes	no	no	no
click on:	Student name to open Student Detail Report; Alerts bubbles to open Alerts tab	Student name to open Student Detail Report	Student name to expand domains and view objectives; Test Drive to open an objective in Test Drive	Student name to expand domains and view objectives; Test Drive to open an objective in Test Drive	Student name to expand topic clusters and view objectives	Alerts Tab to view; Student name to open Student Detail Report
How often should I take a look?	Before each ST Math session	Monthly	When needed	Every 2-3 weeks	Every 2-3 weeks	Weekly
What can I use it for?	Help identify areas where students may be struggling.	Ensure you are meeting your minutes goals and no students are falling behind.	Print out for parent-teacher conferences or student portfolios. Graphs show student progress by objective. <i>Note: Requires several weeks to accumulate meaningful data.</i>	Identify potential areas for further class review. <i>Note: Requires several weeks to accumulate meaningful data.</i>	Access after students complete the pre-test to see assigned intervention. Monitor to determine if additional classroom intervention is needed. <i>Note: Requires several weeks to accumulate meaningful data.</i>	Evaluate which students need immediate attention